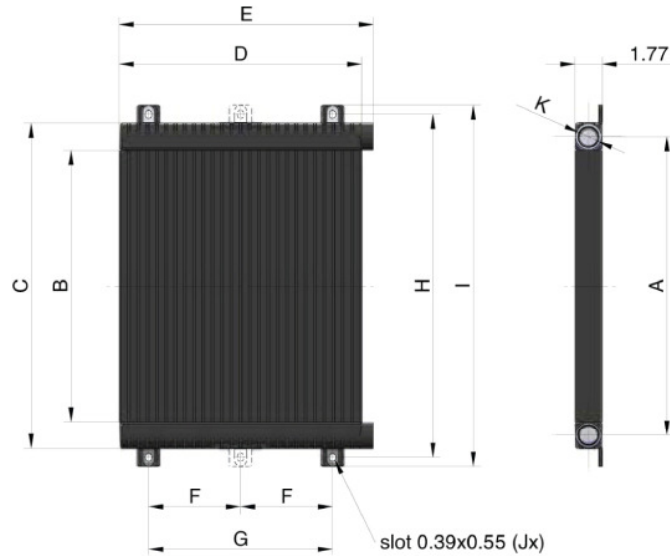




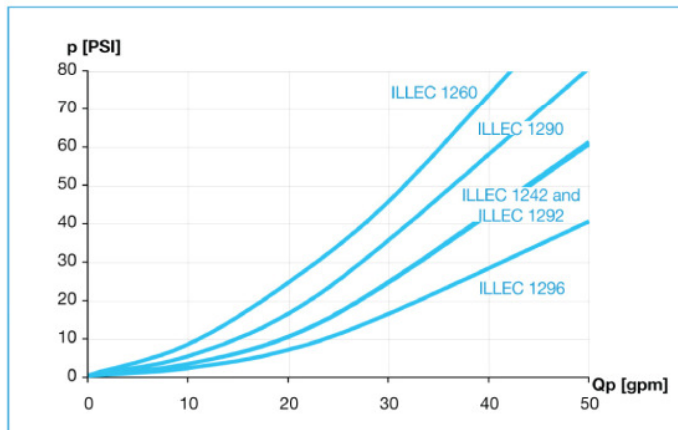
12 Series



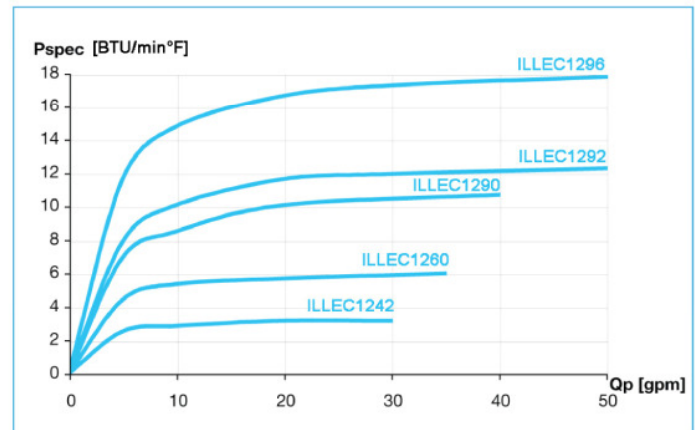
Technical Data

order number	A [in]	B [in]	C [in]	D [in]	E [in]	F [in]	G [in]	H [in]	I [in]	J	K SAE	weight [lbs]
ILLEC1242	11.22	9.44	12.99	7.87	8.66	-	6.00	14.25	15.23	4	#16	5,80
ILLEC1260	19.48	17.71	21.26	7.87	8.66	-	6.00	22.50	23.50	4	#16	8.25
ILLEC1290	19.48	17.71	21.26	11.81	12.60	-	8.00	22.50	23.50	4	#16	11.80
ILLEC1292	19.48	17.71	21.26	15.74	16.53	6.00	12.00	22.50	23.50	6	#16	15.45
ILLEC1296	19.29	17.32	21.26	23.62	24.80	10.00	20.00	22.50	23.50	6	#20	25.50

pressure drop at 150 SSU



specific cooling performance at 1500 FPM



This data sheet shows a technical overview of our products. Please contact us if more exact information is needed. As we are constantly improving our products, their characteristics, dimensions and weights may also change, although we do our best to incorporate these changes continually. The information in this data sheet is intended to be used as a first general guideline only. asa assumes no liability for any information therein, any errors, omissions, misprints, nor any direct or indirect damages, losses or costs resulting therefrom. The cooling performance and the general technical values indicated in this catalogue are measured at a test bench according to asa testing procedures. Because there is no standardized testing procedure, tests used by other manufacturers could have different results. Due to different conditions in testing and application environments the cooling performance may also vary by +/- 15%. Therefore we recommend all coolers to be checked under the system operating conditions. This is also true of vibrations and mechanical stress as well as for pressure peaks and thermal stress and any other relevant factors.