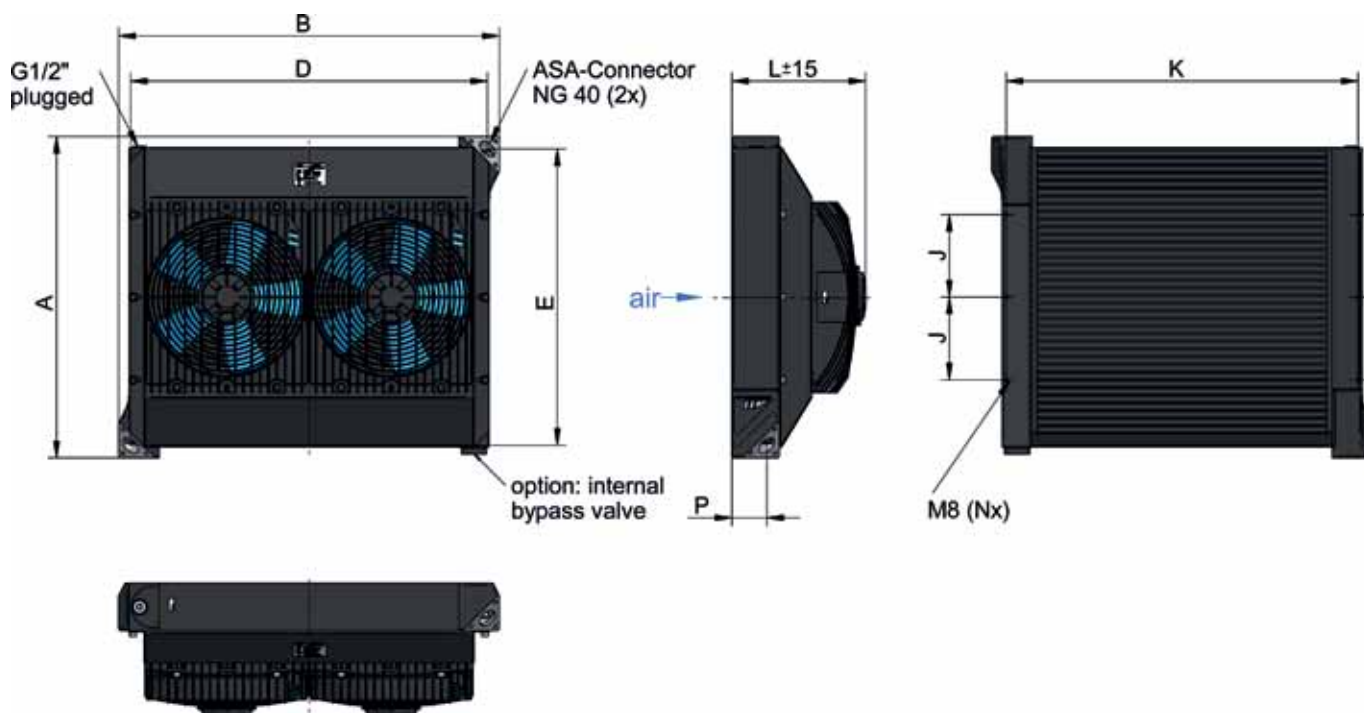


ASA Series Oil / Air Cooler

12V / 24V DC



Dimensions

order number	description	A	B	D	E	J	K	L	N	P	weight
		[mm]	[mm]	[mm]	[mm]	[mm]	[mm]	[mm]		[mm]	[kg]
ASA0177AD01	ASA 0177 12V DC	466	582	535	412	153	520	228	4	68	24,5
ASA0177AD02	ASA 0177 24V DC	466	582	535	412	153	520	228	4	68	24,5
ASA0257AD03	ASA 0257 12V DC h.p.	555	690	635	501	208,5	620	259	6	68	36,2
ASA0257AD04	ASA 0257 24V DC h.p.	555	690	635	501	208,5	620	259	6	68	36,2
ASA0367AD01	ASA 0367 12V DC	642	762	714	596	165	704	268	6	68	41,7
ASA0367AD02	ASA 0367 24V DC	642	762	714	596	165	704	268	6	68	41,7

Technical Data

order number	description	motor power	current	protection	air flow	noise level	optional internal bypass (2 bar)
		[kW]	[A]		[kg/s]	[db(A)]	cooler order number
ASA0177AD01	ASA 0177 12V DC	0,28*	21,2*	IP 68	0,76	79	ASA0177AD01BP
ASA0177AD02	ASA 0177 24V DC	0,30*	11,4*	IP 68	0,76	79	ASA0177AD02BP
ASA0257AD03	ASA 0257 12V DC h.p.	2 x 0,29	2 x 22,6	IP 68	1,44	84	ASA0257AD03BP
ASA0257AD04	ASA 0257 24V DC h.p.	2 x 0,30	2 x 11,4	IP 68	1,44	84	ASA0257AD04BP
ASA0367AD01	ASA 0367 12V DC	2 x 0,29	2 x 22,6	IP 68	1,53	84	ASA0367AD01BP
ASA0367AD02	ASA 0367 24V DC	2 x 0,30	2 x 11,4	IP 68	1,53	84	ASA0367AD02BP

*... single fan

This data sheet and the corresponding scale drawings are to be used as a general guideline and technical overview of our products. Please contact us if more exact information is needed. As we are constantly improving our products, their characteristics, dimensions and weights may also change, although we do our best to incorporate these changes continually. asa assumes no liability for any information therein, any errors, omissions, misprints, nor any direct or indirect damages, losses or costs resulting therefrom. Any cooling performances and general technical values indicated in this catalogue are measured at a test bench according to asa testing procedures or calculated, based on such tests. Due to different conditions in testing and application environments the performance may also vary by +/- 15%. Because there is no standardized testing procedure, tests used by other manufacturers could have different results. Therefore we recommend all products to be checked under the system operating conditions. This is also true for vibrations and mechanical stress as well as for pressure peaks and thermal stress and any other relevant factors. General tolerances according to DIN ISO 2768-v. General tolerances for casted parts according EN ISO 8062-3 (DCTG 10). Tolerances for rubber parts are according to ISO 3302-1 (class M4-F+C). The tolerances of welding seams are defined by quality group D according to EN ISO 10042, if it is not specified on the actual scale drawing or data sheet. In addition to that we point out that any data sheet and corresponding scale drawing is no substitution for the manual.

ASA Series Oil / Air Cooler

12V / 24V DC



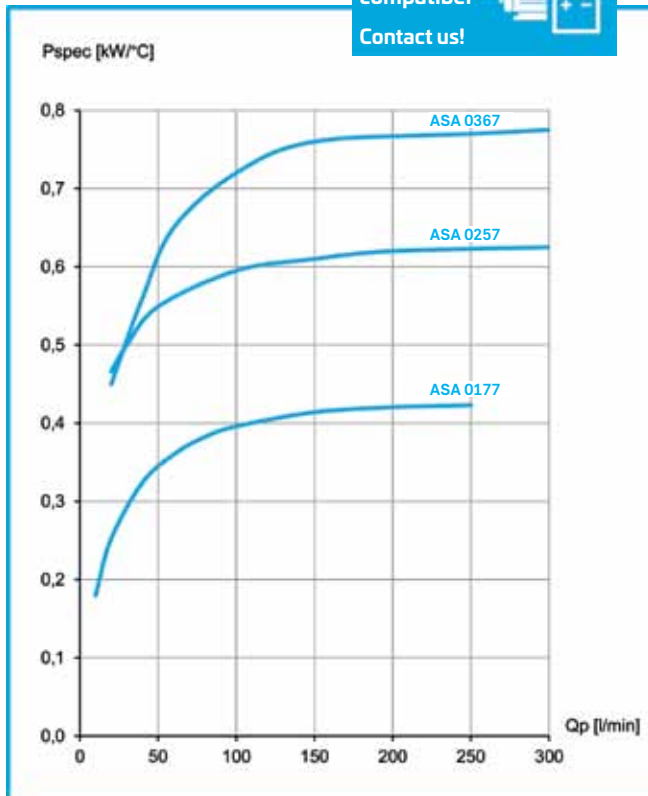
Performance

specific cooling performance

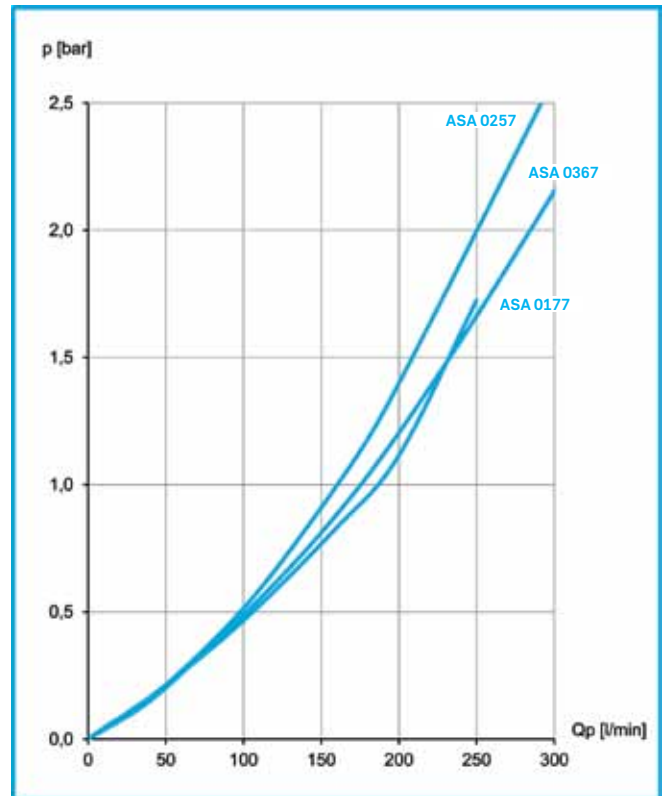
all products
water/glycol
compatibel



Contact us!



pressure drop at 30cSt



Radiator Style C

material:	aluminium
working temperature range:	-20°C to +80°C (oil temperature)*
air fin shape:	wavy
working pressure:	26 bar (static)

*...the indicated temperature is the maximum inlet temperature for the cooler radiator. Depending on the sealings in use, the application needs appropriate checking.

Options

temperature control	ILLZTC12-2K or 24-2K + ILLZTT5069K (page 37, 38)
temperature switches	ILLZTH5069K, ILLZTH4765K, ILLZTH6065K (page 39)
Intermediate plate NG40	ILLZASA40-40G12 (page 33)
internal bypass	alternative bypass settings (0,5bar / 3,5bar)

Installation System (see more information on page 33)

connection BSP 1 ¼"	ILLZASA32G32 (2 pieces per cooler required)
connection BSP 1 ½"	ILLZASA40G40 (2 pieces per cooler required)



This data sheet and the corresponding scale drawings are to be used as a general guideline and technical overview of our products. Please contact us if more exact information is needed. As we are constantly improving our products, their characteristics, dimensions and weights may also change, although we do our best to incorporate these changes continually. asa assumes no liability for any information therein, any errors, omissions, misprints, nor any direct or indirect damages, losses or costs resulting therefrom. Any cooling performances and general technical values indicated in this catalogue are measured at a test bench according to asa testing procedures or calculated, based on such tests. Due to different conditions in testing and application environments the performance may also vary by +/- 15%. Because there is no standardized testing procedure, tests used by other manufacturers could have different results. Therefore we recommend all products to be checked under the system operating conditions. This is also true for vibrations and mechanical stress as well as for pressure peaks and thermal stress and any other relevant factors. General tolerances according to DIN ISO 2768-v. General tolerances for casted parts according to EN ISO 8062-3 (DCTG 10). Tolerances for rubber parts are according to ISO 3302-1 (class M4-F+C). The tolerances of welding seams are defined by quality group D according to EN ISO 10042, if it is not specified on the actual scale drawing or data sheet. In addition to that we point out that any data sheet and corresponding scale drawing is no substitution for the manual.