

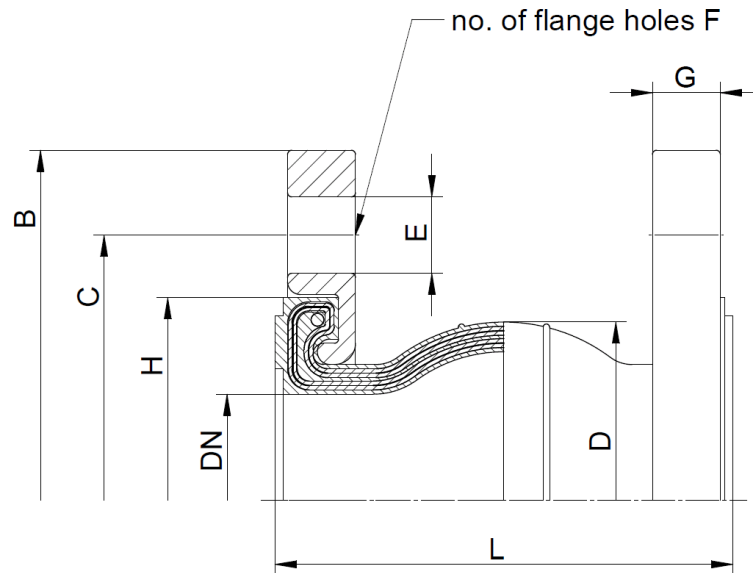
High Pressure Compensators NG 25 to 500



The asa high pressure compensator series is carried out as high performance design with very flexible capabilities and long duration. It's high shape design focusses most compact flange to flange dimension and excellent noise reduction and vibration absorption as well as high movement tolerances in all directions.

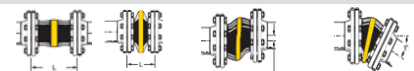
The sealing part of the rubber is designed to seal without any additional sealing material. The turnable metal flanges are designed with a flare to support the pressure performance of the product. This is a major difference to other solutions in the market with direct impact to the high duration of the compensator.

Please read our manual before installation!



Technical Data

nominal size	DN ±	nominal pressure*	L	D ø	B ø	C ø	E	F	G	H ø	axial**		lateral**	angular**	weight
											+	-			
DN	[mm]	PN [bar]	[mm]	[mm]	[mm]	[mm]	[mm]		[mm]	[mm]	[mm]	[mm]	+/- [mm]	+/- [°]	[kg]
25		16	on request												
32	+1 -4	16	88	60	140	100	18	4	15	76	78	98	10	30	2,9
40	+1 -4	16	95	71	150	110	18	4	15	82	85	105	10	30	3,3
50	+1 -4	16	108	84	165	125	18	4	16	95,5	97	119	11	30	4,3
65	+1 -6	16	130	98	185	145	18	4	16	109	118	142	12	30	5,3
80	+1 -7	16	140	119	200	160	18	8	18	128	126	154	14	30	6,4
100	+1 -7	16	165	142	220	180	18	8	18	150	149	181	16	15	7,5
125	+1 -8	16	188	171	250	210	18	8	18	182	170	206	18	15	8,6
200	+1 -8	16	200	258	340	295	22	12	24	265	179	221	21	5	18,8
300	+1 -8	16	264	360	460	410	26	12	26	372	240	288	24	5	31,7
400		10	on request												
500		10	on request												



*... Depending on the fluid, a reduction of working conditions may be necessary. Please contact us for further assistance.

Acceptable load factors have to be considered:

up to 50°C – load factor up to 100% of movements
 up to 70°C – load factor up to 80% of movements
 up to 80°C – load factor up to 70% of movements

max. working pressure: 16bar
 max. working pressure 12bar
 max. working pressure 10bar

**... The given data are measured at room temperature of 22°C with new products in standard length and non swelling media. Any combination of the movement capabilities will have impact on the actual possible data and maximum pressure. Please contact us for assistance.

High Pressure Compensators NG 25 to 500



Acceptable vacuum pressure¹

DN	32	40	50	65	80	100	125	200	300	400	500
[bar]	-0,7	-0,7	-0,7	-0,7	-0,6	-0,4	-0,3	-0,3	-0,1	-	-

¹...The maximum acceptable elongation (L_{max}) reduces the vacuum resistance by 50%. The given data are measured at room temperature of 22°C with new products in standard length and non swelling media.

Materials

rubber inside	NBR (nitrile), seamless, abrasion resistant
rubber reinforcement	PA textile cord
rubber outside	CR (chloroprene)
flange	galvanized steel (stainless steel 1.4404 on request)

Compatibility

mineral based oil, fuel ethanol blend e.g. E85 and DIN EN fuels up to 50% aromatic content

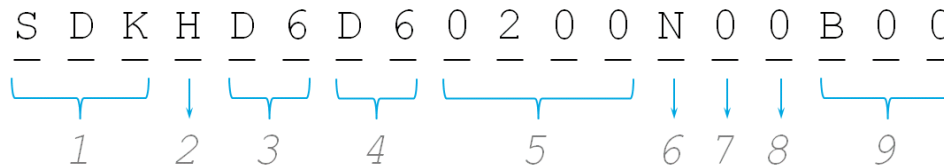
Temperature

depending on fluid, movement and pressure -20°C up to 80°C

Flange Type

DIN flange,	PN16 (size 32 to 300)
ANSI standard	ASA 300 on request

Article Code



1 Product Series

SDK	Connection Technology - Compensators
-----	--------------------------------------

2 Design Type

H	High Pressure
---	---------------

3 Flange 1

D6	DIN Flange PN16
A1	on request / ASA 150 (ANSI B16.5 150lb/in ²)
A3	on request / ASA 300 (ANSI B16.5 300lb/in ²)
others	on request

4 Flange 2

D6	DIN Flange PN16
A1	on request / ASA 150 (ANSI B16.5 150lb/in ²)
A3	on request / ASA 300 (ANSI B16.5 300lb/in ²)
others	on request

5 Compensator Size DN

0025 to 0500

6 Rubber Material

	inside	outside
N	NBR	CR
others	on request	

7 Flange Material

0	standard galvanized steel
1	stainless steel 1.4404
others	on request

8 Special Purpose Options

0	no options
Vacuum support rings, tie rods and angular limiters on request	

9 Index / Customized

Bxx	special / customized specifications, to be advised by asa;
-----	--